



MLT GROUP

Conveyor Solutions Expert

StarTracker™



Belt tracker / high performance by
proportional and continuous action

100% COMPATIBLE WITH
SUPER-SCREW® / ISC™ / FIX'N GO®



WHY CHOOSE THE STAR TRACKER™ ?

The revolutionary belt tracker



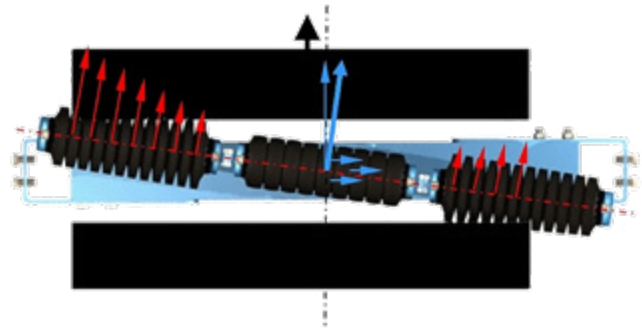
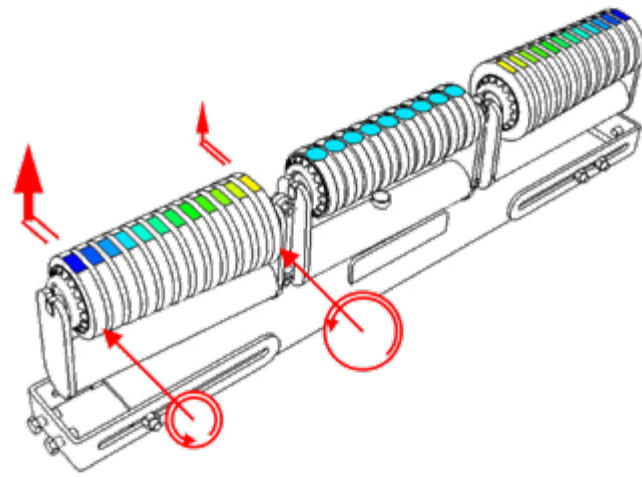
+ An ingenious system to center your belts

« For a same belt distance covered, an idler with a smaller diameter turns faster than a larger one »

Thanks to their conicity, when the belt veers, the idler which is on the veer side accelerates whereas on the other side the idler slows down.

This speed and friction difference creates a force imbalance which allows the upper part of the **STAR tracker™** to rotate proportionately to the veer and thus, pushes the belt towards the center until it finds the perfect balance again.

The **STAR** is the first belt tracker in the world to have used this principle and to propose several models of which the standard are entirely adjustable « **STAR tracker™** ».



ADVANTAGES

- Works flat or troughed
- Equipped with an anti-clogging skirt
- Equipped with retaining locks for idlers
- Large variety of idler quality
- Strong structure, reinforced version available
- Works head down on chevron belts
- Symmetrical : Belt tracking with double direction of flow
- Economical by replacing only the idlers within a few minutes



OPTIONS, ACCESSORIES AND VERSIONS




Support leg

Flat pre-drilled easy installation



Reinforced STAR tracker™

For large installations in standard sizes



Security block

When belt is very damaged

Rubber for food use, nitrile rubber, etc...



General information for the STARTRACKER™

Use limits :

Temperature range : -10°C to +70°C
Possible load range : 15 kg to 120 kg
pH exposure range : 3 to 11
Belt speed range : 0,5 m/s to 3 m/s

Do not expose to :

Standard version to corrosive atmosphere
Rubber idler to oils, grease, hydrocarbide



Reminder (see note) :

Angle of 90° with belt
Uniform pressure
Clean belt

Belt, mm	500	650	800	1000	1200	1400	1600	1800
Flat return side	Size 0	Size 1	Size 2	Size 3	Size 4	Size 5	Size 6R	Size 7R
		Long mode	Long mode	Long mode	Long mode	Long mode	Long mode	Long mode
Trough superior part	Size 1	Size 2	Size 3	Size 4	Size 5	Size 6R	Size 7R	
	Trough mode	Trough mode	Trough mode	Trough mode	Trough mode	Trough mode	Trough mode	Trough mode



STAR HD™



Custom dimensions, widths, shapes and features.
You ask, we design.



 **StarTracker™**

MLT Conveyor Solutions Expert
More than 70 years of innovation
at your service



 **MLT GROUP**
Conveyor Solutions Expert
www.mltgroup-conveyor.com - info@mltgroup-conveyor.com